

Supplied with
thermocouple K probe

DATA SHEET

KIRAY 200



Infrared thermometer

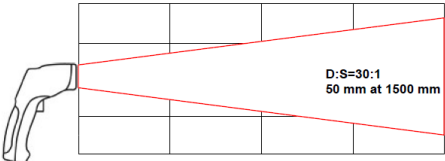
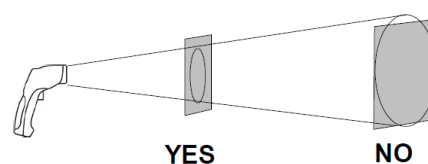
Infrared thermometer KIRAY 200 is an infrared thermometer used to diagnose, inspect and check any temperature. Thanks to its elaborated optical system, it allows an easy and accurate measurement of little distant targets. KIRAY 200 instrument has an internal memory which can save up to 20 measurements.

Technical specifications

Spectral response	8 - 14 μ m
Optical	D.S: 30:1 (50 mm at 1500 mm)
Temperature range	From -50 to +850 °C
Accuracy*	From -50 to -20°C: ± 5 °C From -20 to +200 °C: $\pm 1.5\%$ of reading ± 2 °C From +200 to +538 °C: $\pm 2\%$ of reading ± 2 °C From +538 to +850 °C: $\pm 3.5\%$ of reading ± 5 °C
Display resolution	0.1 °C
Response time	Less than 1 second
Emissivity	Adjustable from 0.10 to 1.00 (pre-set at 0.95)
Over range indication	Display indication: "-OL" for a negative over range, "OL" for a positive over range.
Laser sighting	Wavelength: 630-670 nm Output < 1mW, Class 2 (II)
Positive or negative temperature indication	Automatic (no indication for a positive temperature) (-) sign for a negative temperature
Display	4 ½ digits with LCD backlighted display
Auto-extinction	Automatic after 7 seconds of inactivity
High/low alarm	Flashing signal on display and beep signal with adjustable thresholds
Power supply	Alkaline 9 V battery
Autonomy	38 h (inactive laser and backlight) 15 h (active laser and backlight)
Operating temperature	From 0 to +10 °C for a short period From 11 to +50 °C for a long period
Storage temperature	From -20 °C to +60 °C
Relative humidity	From 10% to 90%RH in operating mode and >80%RH in storage
Dimensions	175 x 110 x 45 mm
Weight	230 g (included battery)
Memory	20 temperature values with unit of measurement (°C or °F)

Distance from target

Distance	150	300	900	mm
Diameter	5	10	30	mm

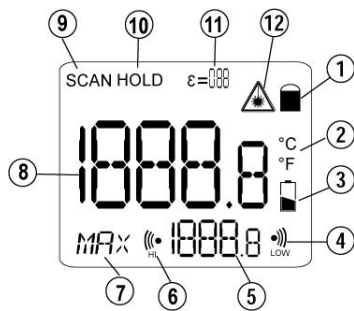
Make sure that the target is larger than the size of the laser sighting.

Thermocouple K probe features

Temperature range	From -40 to +400 °C
Display range	From -50 to +1370 °C
Resolution	0.1 °C
Accuracy	$\pm 1.5\%$ of reading ± 3 °C
Cable length	1 m

*Accuracy for an ambient temperature from 18 to 28 °C (with a relative humidity lower than 80% RH)

Display



- 1 – Continuous measurement indicator
- 2 – Technical unit (°C / °F)
- 3 – Low battery indicator
- 4 – Low alarm symbol
- 5 – MAX, MIN, DIF (difference between MAX and MIN values), AVG (average), HAL (high alarm), LAL (low alarm), TK (TK temperature) and LOG (recorded value)
- 6 – High alarm symbol
- 7 – EMS, MAX, MIN, DIF, AVG, HAL, LAL, TK and LOG indicator
- 8 – Temperature value
- 9 – Current measurement indicator
- 10 – HOLD indicator (fixed measurement)
- 11 – Emissivity value
- 12 – Laser in operation indicator

Kiray 200 buttons

- 1 – Up button: It allows to increment emissivity and high/low alarm thresholds and to move to the next recorded value.
- 2 – Set button: It allows to activate or deactivate laser and display backlight. It allows also to record a temperature.
- 3 – Mode button: It allows to navigate through the modes (emissivity, max value, min value, difference, average, high alarm, low alarm, TK value and recorded values).
- 4 – Down button: It allows to decrement emissivity and high/low alarm thresholds and to move to the previous recorded value.



CE certification

This device meets with following standards' requirements:
EN 61326-1: 2013 and EN 61326-2: 2013

Infrared thermometer, how does it work?

Infrared thermometers can measure the surface temperature of an object. Its optic lens catches the energy emitted and reflected by the object. This energy is collected and focused onto a detector. This information is displayed as temperature. The laser pointer is only used to aim at the target.

Description



- 1 - LCD backlight display
- 2 - Up button
- 3 - Laser and backlight button
- 4 - Down button
- 5 - Mode button



- 1 - Laser sighting output
- 2 - IR sensor (infrared)
- 3 - Trigger
- 4 - Set technical Unit (°C/°F)
- 5 - Set continuous measurement (On/Off)
- 6 - Set alarm (On/Off)
- 7 - Battery compartment
- 8 - External probe input

Kit content

- Case with passer-by belt
- User manual
- K thermocouple probe



Uw distributeur
Hitma B.V.

Vragen over handmeters:
www.hitma-handmeters.nl

